

Off-Loading Diabetic Shoe

PATIENT APPLICATION



BEFORE USING THIS DEVICE, PLEASE READ THE FOLLOWING INSTRUCTIONS COMPLETELY AND CAREFULLY. CORRECT APPLICATION IS VITAL TO THE PROPER FUNCTIONING OF THE DEVICE.

INTENDED USE/INDICATIONS:

Intended use for ulcerative or pre-ulcerative conditions on the plantar surface of the foot. Postoperative Charcot foot. Foot conditions that may require and would benefit from even distribution of body weight on the plantar surface of the foot.

CONTRAINDICATIONS:

If bony foot deformities exist, such as non-operative Charcot or other abnormalities, that cause the shape of the foot to deviate excessively from its natural shape. Foot pathology requiring support of the boney structures.

WARNINGS AND PRECAUTIONS:

Not intended for patients in excess of 300 lbs. Never allow the bare foot to directly contact the innersole. Wear a sock so the foot can breathe. Patient, family member or medical personnel should inspect your feet before and after each use. If you develop any red inflamed areas, ulcers, sores or draining areas on your foot, contact your physician immediately. Wounds located at the beginning or the end of the gait path should be monitored closely to ensure that pressure relief is maintained. The insole should NOT be used in conjunction with any other product than the Off-Loading Diabetic Shoe. Only remove the shoe as instructed by your physician. If you experience any pain, swelling, sensation changes, or any unusual reactions while using this product, consult your medical professional immediately.

CLEANING INSTRUCTIONS:

To clean shoe and blue foam, hand wash in cold water using mild soap, or wipe with a damp cloth and air dry. Note: if not rinsed thoroughly, residual soap may cause irritation and deterioration of materials.

NOTICE: WHILE EVERY EFFORT HAS BEEN MADE IN STATE-OF-THE-ART TECHNIQUES TO OBTAIN THE MAXIMUM COMPATIBILITY OF FUNCTION, STRENGTH, DURABILITY AND COMFORT, THERE IS NO GUARANTEE THAT INJURY WILL BE PREVENTED THROUGH THE USE OF THIS PRODUCT.

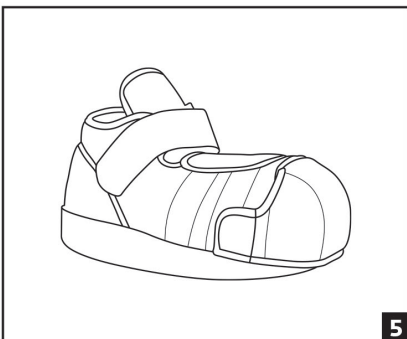
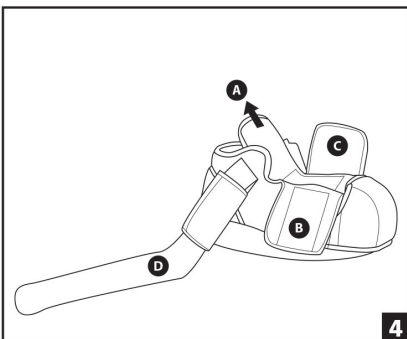
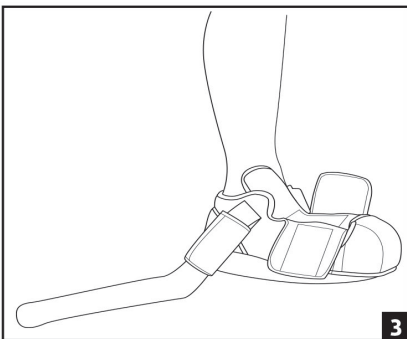
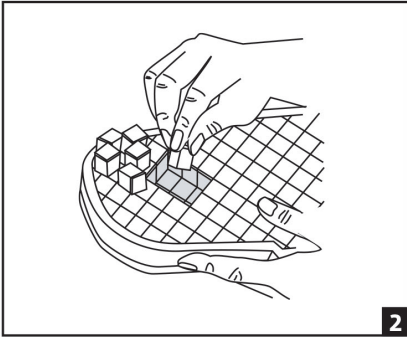
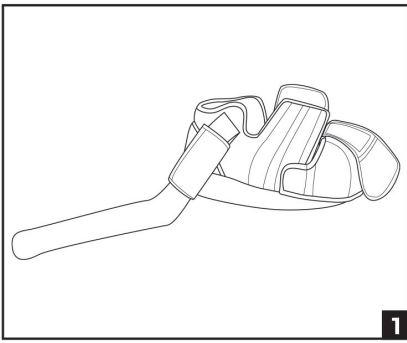
Application Information

PREPARATION:

- Be sure to treat and dress the plantar ulcer(s) appropriately.
- Wear a sock over the foot and dressing(s)

OFF-LOADING DIABETIC SHOE APPLICATION:

- 1 Unfasten and loosen closures.
- 2 Remove the blue foam pad from the shoe. Place the blue side against the patient's plantar surface, locate and remove the pre-cut foam cubes from the bottom of the blue foam pad around the wound site(s). Replace the foam pad back into its original location in the shoe.
- 3 Slip foot into the shoe.
- 4 Close shoe: apply tongue first along length of the foot, close both side of the shoe on top of the tongue, lock shoe with adjustable strap around the ankle.
- 5 The toe cover can be removed if indicated by your physician



DJO, LLC

T 800.336.6569 D 760.727.1280 F 800.936.6569
1430 Decision Street | Vista, CA 92081 | U.S.A.
DJOglobal.com

COPYRIGHT © DJO, LLC 2020

MKTIS00-10385 RevA